

COMPACT TRACK LOADER

TL10V2

takeuchi

From World First to World Leader



Product Features & Specifications

ENGINE

- EPA Final Tier 4 Emission Compliant
- Turbocharged
- High Pressure Common Rail Injection System
- DOC+DPF Exhaust After Treatment
- Automatic Fuel Bleed System
- Active Power Control Power Management System
- Working Modes - Standard and ECO
- Dual Element Air Filter
- Dial and Foot Throttle Control
- High Capacity Radiator, Hydraulic Oil Cooler Mounted Side-by-Side on Swing Out Frame

ELECTRICAL

- 5'7" Multi-Informational Color Display
- Sealed Rocker Switches
- 12 volt System with 60 amp Alternator
- LED Work Lights: Two Front and Two Rear
- Engine Preheat
- Hour Meter
- Back-up Alarm
- Horn

UNDERCARRIAGE AND FRAME

- Double Planetary Reduction Drives
- Permanently Sealed Track Rollers with Metal Face Seals
- Fully Welded Frame with Integrated Cross Members
- Two-Speed Travel
- 15.7" Rubber Track
- Grease Type Track Adjuster
- Front and Rear Tie-Down Points and Lift Points
- Rear Bumper Integrated into Frame

OPERATOR'S STATION


- Tilt-up Operator's Station
- Deluxe High Back Suspension Seat
- Rear View Camera
- Rear Pivoting Lap Bar with Arm Rest
- ROPS / FOPS Structure
- Retractable 2" Seat Belt
- Pressurized Cab with Roll-up Door, A/C, Heat, Defrost and Front Wiper, and AM / FM / MP3 Radio with NOAA Weatherband (optional)
- Retractable 3" Seat Belt (optional)
- 3 Point Retractable Seat Belt (optional)
- Polycarbonate Door and Level 2 Guard (High Flow Only)

HYDRAULIC & WORKING EQUIPMENT

- Vertical Lift Design
- Pilot Hydraulic Controls
- Boom Float with Detent
- Cushioned Boom Cylinders
- Hydraulic Self Leveling
- Proportional Auxiliary Hydraulic Controls with Detent
- Pressure Relieving Flat Faced Coupler Body
- 14-Pin Connector with Push Button Control
- High Capacity Steel Hydraulic Tank
- Mechanical Quick Coupler
- Hydraulic Quick Coupler
 - Cab - Standard Equipment
 - Canopy - optional
- High Flow Auxiliary Hydraulics 32.8 gpm (optional)
- Ride Control (optional)
- Pattern Change Valve (ISO or H) (optional)

TAKEUCHI FLEET MANAGEMENT

- 2 Year Standard Service
- Minimize Downtime
- Remote Diagnostics
- Utilization Tracking
- Proactive Maintenance
- Control Costs



Convenient Service and Maintenance Access



Vertical Lift Path for Balance and Stability

TOUGH, RUGGED, EFFICIENT



Pilot Operated Controls



Battery Access Panel



Lower Cross Member & Step



Oversized Lift Cylinders

The TL10V2 vertical lift track loader delivers excellent functionality, performance, comfort, and serviceability. It features a completely redesigned operator's station with a 5.7" color multi-information display and updated rocker switches that control a wide range of machine functions. Cab models have a smooth, low effort overhead door that improves entry and egress and enables the loader to be operated with the door in the raised or lowered position. An updated undercarriage with a wide block quiet ride track system provides better flotation, improved ride quality, and a reduction in noise and vibration. A powerful 74.3 horsepower engine meets the latest

EPA Tier 4 emissions standards while delivering an outstanding blend of power and torque for impressive performance in the most demanding applications.

Equipped with the Takeuchi Fleet Management (TFM) telematics system critical information such as machine health, condition, diagnostics, and location can be viewed remotely providing valuable real time machine information that will help control costs and keep downtime to a minimum. The Takeuchi Fleet Management system is a real value as the service is free for the first two years of machine ownership.



Spacious operator's platform with easy to reach controls and switches.

OPERATING PERFORMANCE

Operating Weight - Canopy	9,950 lb	(4,515 kg)
Cab	10,270 lb	(4,660 kg)
Tipping Load	7,205 lb	(3,268 kg)
Rated Operating Capacity, SAE J818*	2,522 lb	(1,145 kg)
Operating Load at 50% of Tipping Load	3,600 lb	(1,635 kg)
Bucket Breakout Force	6,520 lb	(2,960 kg)
Lift Arm Breakout Force	5,400 lb	(2,450 kg)
Traction Force	9,730 lb	(4,410 kg)
Ground Pressure - Canopy	4.9 psi	(34.3 kPa)
Ground Pressure - Cab	5.1 psi	(35.4 kPa)
Travel speed - Low	4.8 mph	(7.7 km/hr)
High	7.0 mph	(11.3 km/hr)

* Operating capacity of compact track loaders is rated according to SAE J818 at no more than 35% of the tipping load

ENGINE

Make / Model	Kubota / V3307CR-TE4B	
Engine Displacement	203 cu in	(3.3 L)
Horsepower @ 2,600 rpm	74.3 hp	(55.4 kW)
Maximum Torque @ 1,500 rpm	195 ft-lb	(265.0 Nm)

FLUID CAPACITIES

Engine Lubrication	11.8 qt	(11.2 L)
Cooling System	15.9 qt	(15.0 L)
Fuel Tank Capacity	21.5 gal	(81.0 L)
Fuel Consumption (65% of Full Load)	2.7 gal/hr	(10.3 L /hr)
Hydraulic Reservoir Capacity	9.5 gal	(36.0 L)
Hydraulic System Capacity	17.2 gal	(65.0 L)

HYDRAULIC SYSTEM

Auxiliary Flow - Primary Circuit	18.8 gpm	(71.2 Lpm)
Auxiliary Flow - High Flow (optional)	32.8 gpm	(124.0 Lpm)
Hydraulic System Pressure	3,481 psi	(24.0 MPa)



LCD Display



Rear View Camera




LED Work Lights



Hydraulic Lock

ATTACHMENTS

Takeuchi now offers attachments for all of your Takeuchi equipment. See your authorized Takeuchi dealer for additional information and attachment options.




Grapple - Scrap



Dozer Blades

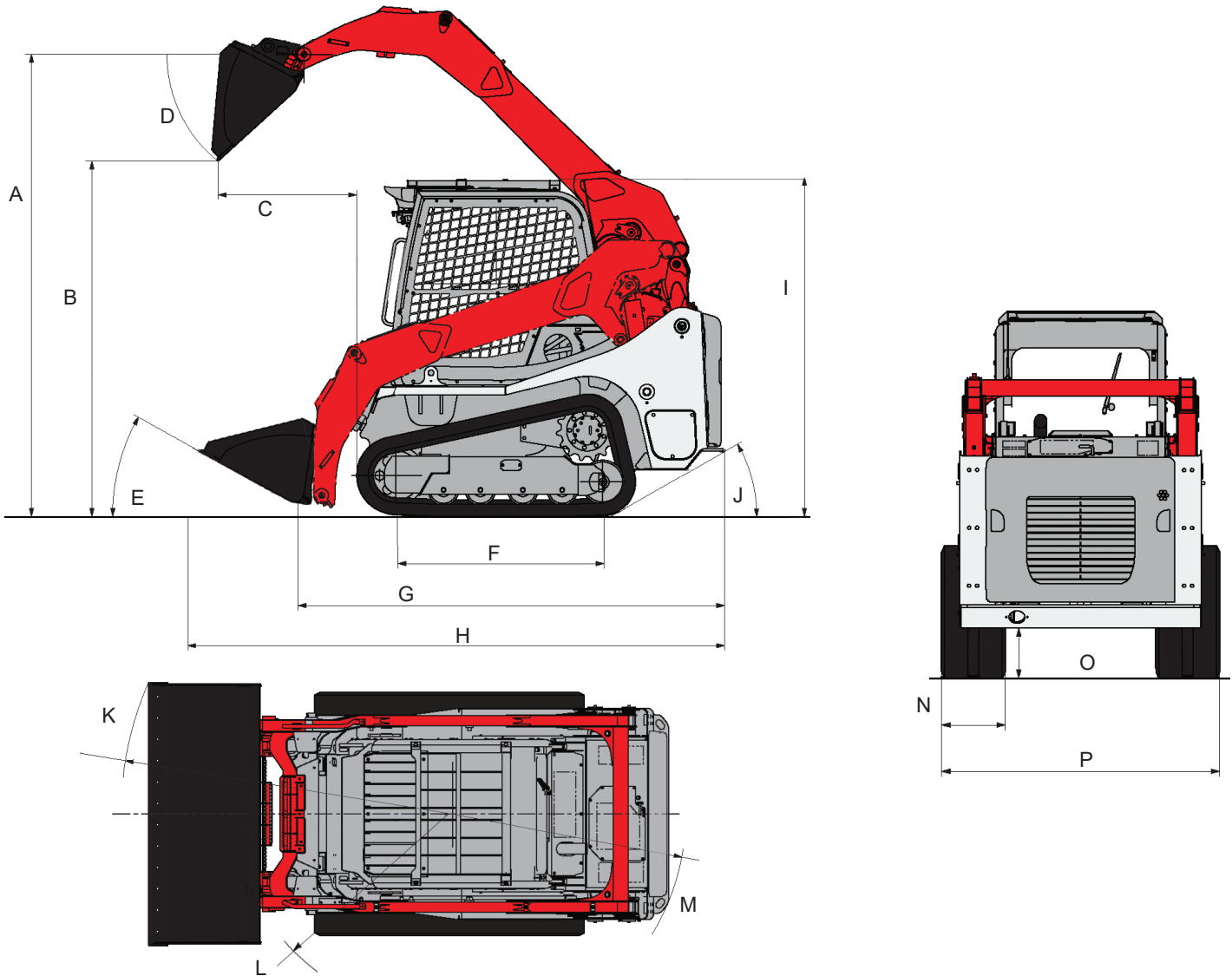


Pallet Forks



Trenchers

TL10V2 Compact Track Loader



MACHINE DIMENSIONS

A	Maximum Lift Height to Bucket Pin	10 ft 4.8 in	(3,169 mm)
B	Dump Height Fully Raised	7 ft 11.9 in	(2,435 mm)
C	Dump Reach Fully Raised	3 ft 1.4 in	(950 mm)
D	Dump Angle	40°	
E	Rollback Angle	30°	
F	Track Ground Contact Length	4 ft 7.9 in	(1,419 mm)
G	Machine Length	9 ft 7.2 in	(2,925 mm)
H	Transport Length	12 ft 1.0 in	(3,680 mm)
I	Transport Height	7 ft 5.4 in	(2,270 mm)
J	Departure Angle	30°	
K	Clearance Circle with Bucket	7 ft 8.5 in	(2,350 mm)
L	Clearance Circle without Bucket	5 ft 0.0 in	(1,535 mm)
M	Clearance Circle Rear	5 ft 5.2 in	(1,655 mm)
N	Track Width	15.7 in	(400 mm)
O	Ground Clearance	12.6 in	(320 mm)
P	Overall Width without Bucket	5 ft 8.5 in	(1,740 mm)



2 YEAR
2,000 HOUR
FULL MACHINE
WARRANTY



© 2020 Takeuchi Manufacturing (U.S.), Ltd. All Rights Reserved. Printed in the U.S.A.
In accordance with our established policy of continued improvement, specifications and features are subject to change without notice. Pictures may show options other than standard equipment.

FORM: TL10V2 Compact Track Loader Spec Sheet April 2020

TAKEUCHI
From World First to World Leader